

## Jotacote Universal Comp B

### Section 1. Identification

<b>Product name</b>	: Jotacote Universal Comp B
<b>Code</b>	: 479
<b>Product description</b>	: Hardener.
<b>Product type</b>	: Liquid.
<b>Other means of identification</b>	: Not available.

#### Relevant identified uses of the substance or mixture and uses advised against

##### Identified uses

Use in coatings - Industrial use  
Use in coatings - Professional use

<b>Supplier</b>	: Jotun Australia Pty. Ltd. 59 Calarco Drive, Derrimut, VIC 3026, Australia  Phone: + 61 39314 0722 E-mail: SDSJotun@jotun.com
-----------------	--


<b>Emergency telephone number</b>	: Medical Emergencies 24 hours: Poisons Information Centre (Australia) 131 126
-----------------------------------	--

### Section 2. Hazard(s) identification

<b>Classification of the substance or mixture</b>	: FLAMMABLE LIQUIDS - Category 3 SKIN CORROSION/IRRITATION - Category 2 SERIOUS EYE DAMAGE/EYE IRRITATION - Category 1 SPECIFIC TARGET ORGAN TOXICITY - SINGLE EXPOSURE (Respiratory tract irritation) - Category 3
---	--

#### GHS label elements

##### Hazard pictograms



##### Signal word

: **DANGER**

##### Hazard statements

: **H226 - Flammable liquid and vapour.**  
**H315 - Causes skin irritation.**  
**H318 - Causes serious eye damage.**  
**H335 - May cause respiratory irritation.**

#### Precautionary statements

##### Prevention

: P280 - Wear protective gloves. Wear eye or face protection.  
P210 - Keep away from heat, hot surfaces, sparks, open flames and other ignition sources. No smoking.  
P261 - Avoid breathing vapour.

## Section 2. Hazard(s) identification

<b>Response</b>	: P304 + P312 - IF INHALED: Call a POISON CENTER or doctor if you feel unwell. P362 + P364 - Take off contaminated clothing and wash it before reuse. P302 + P352 - IF ON SKIN: Wash with plenty of water. P305 + P351 + P338, P310 - IF IN EYES: Rinse cautiously with water for several minutes. Remove contact lenses, if present and easy to do. Continue rinsing. Immediately call a POISON CENTER or doctor.
<b>Storage</b>	: P403 + P233 - Store in a well-ventilated place. Keep container tightly closed.
<b>Disposal</b>	: P501 - Dispose of contents and container in accordance with all local, regional, national and international regulations.
<b>Supplemental label elements</b>	: Not applicable.
<b>Other hazards which do not result in classification</b>	: None known.

## Section 3. Composition and ingredient information

<b>Substance/mixture</b>	: Mixture
<b>Other means of identification</b>	: Not available.

### CAS number/other identifiers

<b>CAS number</b>	: Not applicable.
<b>EC number</b>	: Mixture.
<b>Product code</b>	: 479

Ingredient name	% (w/w)	CAS number
xylene	≥10 - <25	1330-20-7
butan-1-ol	≤10	71-36-3
ethylbenzene	<10	100-41-4

There are no additional ingredients present which, within the current knowledge of the supplier and in the concentrations applicable, are classified as hazardous to health or the environment and hence require reporting in this section.

Occupational exposure limits, if available, are listed in Section 8.

## Section 4. First aid measures

### Description of necessary first aid measures

<b>Eye contact</b>	: Get medical attention immediately. Call a poison center or physician. Immediately flush eyes with plenty of water, occasionally lifting the upper and lower eyelids. Check for and remove any contact lenses. Continue to rinse for at least 10 minutes. Chemical burns must be treated promptly by a physician.
<b>Inhalation</b>	: Get medical attention immediately. Call a poison center or physician. Remove victim to fresh air and keep at rest in a position comfortable for breathing. If it is suspected that fumes are still present, the rescuer should wear an appropriate mask or self-contained breathing apparatus. If not breathing, if breathing is irregular or if respiratory arrest occurs, provide artificial respiration or oxygen by trained personnel. It may be dangerous to the person providing aid to give mouth-to-mouth resuscitation. If unconscious, place in recovery position and get medical attention immediately. Maintain an open airway. Loosen tight clothing such as a collar, tie, belt or waistband.

## Section 4. First aid measures

- Skin contact** : Get medical attention immediately. Call a poison center or physician. Flush contaminated skin with plenty of water. Remove contaminated clothing and shoes. Wash contaminated clothing thoroughly with water before removing it, or wear gloves. Continue to rinse for at least 10 minutes. Chemical burns must be treated promptly by a physician. Wash clothing before reuse. Clean shoes thoroughly before reuse.
- Ingestion** : Get medical attention immediately. Call a poison center or physician. Wash out mouth with water. Remove dentures if any. If material has been swallowed and the exposed person is conscious, give small quantities of water to drink. Stop if the exposed person feels sick as vomiting may be dangerous. Do not induce vomiting unless directed to do so by medical personnel. If vomiting occurs, the head should be kept low so that vomit does not enter the lungs. Chemical burns must be treated promptly by a physician. Never give anything by mouth to an unconscious person. If unconscious, place in recovery position and get medical attention immediately. Maintain an open airway. Loosen tight clothing such as a collar, tie, belt or waistband.

### Most important symptoms/effects, acute and delayed

#### Potential acute health effects

- Eye contact** : Causes serious eye damage.
- Inhalation** : May cause respiratory irritation.
- Skin contact** : Causes skin irritation.
- Ingestion** : No known significant effects or critical hazards.

#### Over-exposure signs/symptoms

- Eye contact** : Adverse symptoms may include the following:  
pain  
watering  
redness
- Inhalation** : Adverse symptoms may include the following:  
respiratory tract irritation  
coughing
- Skin contact** : Adverse symptoms may include the following:  
pain or irritation  
redness  
blistering may occur
- Ingestion** : Adverse symptoms may include the following:  
stomach pains

### Indication of immediate medical attention and special treatment needed, if necessary

- Notes to physician** : Treat symptomatically. Contact poison treatment specialist immediately if large quantities have been ingested or inhaled.
- Specific treatments** : No specific treatment.
- Protection of first-aiders** : No action shall be taken involving any personal risk or without suitable training. If it is suspected that fumes are still present, the rescuer should wear an appropriate mask or self-contained breathing apparatus. It may be dangerous to the person providing aid to give mouth-to-mouth resuscitation. Wash contaminated clothing thoroughly with water before removing it, or wear gloves.

See toxicological information (Section 11)

## Section 5. Firefighting measures

### Extinguishing media

- Suitable extinguishing media** : Recommended: alcohol-resistant foam, CO<sub>2</sub>, powders, water spray.
- Unsuitable extinguishing media** : Do not use water jet.
- Specific hazards arising from the chemical** : Flammable liquid and vapour. Runoff to sewer may create fire or explosion hazard. In a fire or if heated, a pressure increase will occur and the container may burst, with the risk of a subsequent explosion.
- Hazardous thermal decomposition products** : Decomposition products may include the following materials:  
carbon dioxide  
carbon monoxide
- Special protective actions for fire-fighters** : Promptly isolate the scene by removing all persons from the vicinity of the incident if there is a fire. No action shall be taken involving any personal risk or without suitable training. Move containers from fire area if this can be done without risk. Use water spray to keep fire-exposed containers cool.
- Special protective equipment for fire-fighters** : Fire-fighters should wear appropriate protective equipment and self-contained breathing apparatus (SCBA) with a full face-piece operated in positive pressure mode.
- Hazchem code** : •3Y

## Section 6. Accidental release measures

### Personal precautions, protective equipment and emergency procedures

- For non-emergency personnel** : No action shall be taken involving any personal risk or without suitable training. Evacuate surrounding areas. Keep unnecessary and unprotected personnel from entering. Do not touch or walk through spill material. Shut off all ignition sources. No flares, smoking or flames in hazard area. Do not breathe vapour or mist. Provide adequate ventilation. Wear appropriate respirator when ventilation is inadequate. Put on appropriate personal protective equipment.
- For emergency responders** : If specialised clothing is required to deal with the spillage, take note of any information in Section 8 on suitable and unsuitable materials. See also the information in "For non-emergency personnel".
- Environmental precautions** : Avoid dispersal of spill material and runoff and contact with soil, waterways, drains and sewers. Inform the relevant authorities if the product has caused environmental pollution (sewers, waterways, soil or air).

### Methods and material for containment and cleaning up

- Small spill** : Stop leak if without risk. Move containers from spill area. Use spark-proof tools and explosion-proof equipment. Dilute with water and mop up if water-soluble. Alternatively, or if water-insoluble, absorb with an inert dry material and place in an appropriate waste disposal container. Dispose of via a licensed waste disposal contractor.
- Large spill** : Stop leak if without risk. Move containers from spill area. Use spark-proof tools and explosion-proof equipment. Approach the release from upwind. Prevent entry into sewers, water courses, basements or confined areas. Wash spillages into an effluent treatment plant or proceed as follows. Contain and collect spillage with non-combustible, absorbent material e.g. sand, earth, vermiculite or diatomaceous earth and place in container for disposal according to local regulations (see Section 13). Dispose of via a licensed waste disposal contractor. Contaminated absorbent material may pose the same hazard as the spill product. Note: see Section 1 for emergency contact information and Section 13 for waste disposal.

## Section 7. Handling and storage

The information in this section contains generic advice and guidance. The list of Identified Uses in Section 1 should be consulted for any available use-specific information provided in the Exposure Scenario(s).

### Precautions for safe handling

- Protective measures** : Put on appropriate personal protective equipment (see Section 8). Do not get in eyes or on skin or clothing. Do not breathe vapour or mist. Do not ingest. Use only with adequate ventilation. Wear appropriate respirator when ventilation is inadequate. Do not enter storage areas and confined spaces unless adequately ventilated. Keep in the original container or an approved alternative made from a compatible material, kept tightly closed when not in use. Store and use away from heat, sparks, open flame or any other ignition source. Use explosion-proof electrical (ventilating, lighting and material handling) equipment. Use only non-sparking tools. Take precautionary measures against electrostatic discharges. Empty containers retain product residue and can be hazardous. Do not reuse container.
- Advice on general occupational hygiene** : Eating, drinking and smoking should be prohibited in areas where this material is handled, stored and processed. Workers should wash hands and face before eating, drinking and smoking. Remove contaminated clothing and protective equipment before entering eating areas. See also Section 8 for additional information on hygiene measures.
- Conditions for safe storage, including any incompatibilities** : Store in accordance with local regulations. Store in a segregated and approved area. Store in original container protected from direct sunlight in a dry, cool and well-ventilated area, away from incompatible materials (see Section 10) and food and drink. Store locked up. Eliminate all ignition sources. Separate from oxidising materials. Keep container tightly closed and sealed until ready for use. Containers that have been opened must be carefully resealed and kept upright to prevent leakage. Do not store in unlabelled containers. Use appropriate containment to avoid environmental contamination. See Section 10 for incompatible materials before handling or use.

See Technical Data Sheet / packaging for further information.

## Section 8. Exposure controls and personal protection

The information in this section contains generic advice and guidance. The list of Identified Uses in Section 1 should be consulted for any available use-specific information provided in the Exposure Scenario(s).

### Control parameters

#### Occupational exposure limits

xylene

#### **Safe Work Australia (Australia, 12/2019).**

STEL: 655 mg/m<sup>3</sup> 15 minutes.

STEL: 150 ppm 15 minutes.

TWA: 350 mg/m<sup>3</sup> 8 hours.

TWA: 80 ppm 8 hours.

butan-1-ol

#### **Safe Work Australia (Australia, 12/2019).**

##### **Absorbed through skin.**

PEAK: 152 mg/m<sup>3</sup>

PEAK: 50 ppm

benzene, ethyl-

#### **Safe Work Australia (Australia, 12/2019).**

STEL: 543 mg/m<sup>3</sup> 15 minutes.

STEL: 125 ppm 15 minutes.

TWA: 434 mg/m<sup>3</sup> 8 hours.

TWA: 100 ppm 8 hours.

## Section 8. Exposure controls and personal protection

- Appropriate engineering controls** : Use only with adequate ventilation. Use process enclosures, local exhaust ventilation or other engineering controls to keep worker exposure to airborne contaminants below any recommended or statutory limits. The engineering controls also need to keep gas, vapour or dust concentrations below any lower explosive limits. Use explosion-proof ventilation equipment.
- Environmental exposure controls** : Emissions from ventilation or work process equipment should be checked to ensure they comply with the requirements of environmental protection legislation. In some cases, fume scrubbers, filters or engineering modifications to the process equipment will be necessary to reduce emissions to acceptable levels.
- Individual protection measures**
- Hygiene measures** : Wash hands, forearms and face thoroughly after handling chemical products, before eating, smoking and using the lavatory and at the end of the working period. Appropriate techniques should be used to remove potentially contaminated clothing. Wash contaminated clothing before reusing. Ensure that eyewash stations and safety showers are close to the workstation location.
- Eye/face protection** : Safety eyewear complying to ISO 16321-1:2022 should be used when a risk assessment indicates this is necessary to avoid exposure to liquid splashes, mists, gases or dusts. If contact is possible, the following protection should be worn, unless the assessment indicates a higher degree of protection: chemical splash goggles and/or face shield. If inhalation hazards exist, a full-face respirator may be required instead.
- Skin protection**
- Hand protection** : Chemical-resistant, impervious gloves complying with an approved standard should be worn at all times when handling chemical products if a risk assessment indicates this is necessary. Considering the parameters specified by the glove manufacturer, check during use that the gloves are still retaining their protective properties. It should be noted that the time to breakthrough for any glove material may be different for different glove manufacturers. In the case of mixtures, consisting of several substances, the protection time of the gloves cannot be accurately estimated.
- There is no one glove material or combination of materials that will give unlimited resistance to any individual or combination of chemicals. The breakthrough time must be greater than the end use time of the product. The instructions and information provided by the glove manufacturer on use, storage, maintenance and replacement must be followed. Gloves should be replaced regularly and if there is any sign of damage to the glove material. Always ensure that gloves are free from defects and that they are stored and used correctly. The performance or effectiveness of the glove may be reduced by physical/chemical damage and poor maintenance. Barrier creams may help to protect the exposed areas of the skin but should not be applied once exposure has occurred.
- Wear suitable gloves tested to ISO 374-1:2016.
- May be used, gloves(breakthrough time) 4 - 8 hours: Viton® (> 0.7 mm), neoprene (> 0.35 mm)
- Not recommended, gloves(breakthrough time) < 1 hour: butyl rubber (> 0.4 mm), PVC (> 0.5 mm)
- Recommended, gloves(breakthrough time) > 8 hours: nitrile rubber (> 0.4 mm), 4H/Silver Shield® (> 0.07 mm), Teflon (> 0.35 mm), polyvinyl alcohol (PVA) (> 0.3 mm)
- Body protection** : Personal protective equipment for the body should be selected based on the task being performed and the risks involved and should be approved by a specialist before handling this product. When there is a risk of ignition from static electricity, wear anti-static protective clothing. For the greatest protection from static discharges, clothing should include anti-static overalls, boots and gloves.
- Other skin protection** : Appropriate footwear and any additional skin protection measures should be selected based on the task being performed and the risks involved and should be approved by a specialist before handling this product.



## Section 8. Exposure controls and personal protection

- Respiratory protection** : Based on the hazard and potential for exposure, select a respirator that meets the appropriate standard or certification. Respirators must be used according to a respiratory protection program to ensure proper fitting, training, and other important aspects of use.

## Section 9. Physical and chemical properties

### Appearance

- Physical state** : Liquid.
- Colour** : Colourless.
- Odour** : Characteristic.
- Odour threshold** : Not applicable.
- pH** : Not applicable.
- Melting point** : Not applicable.
- Boiling point** : Lowest known value: 119°C (246.2°F) (butan-1-ol). Weighted average: 132.5°C (270.5°F)
- Flash point** : Closed cup: 28°C (82.4°F)
- Evaporation rate** : Highest known value: 0.84 (ethylbenzene) Weighted average: 0.71 compared with butyl acetate
- Flammability (solid, gas)** : Not available.
- Lower and upper explosive (flammable) limits** : 0.8 - 11.3%
- Vapour pressure** : Highest known value: 1.2 kPa (9.3 mm Hg) (at 20°C) (ethylbenzene). Weighted average: 0.96 kPa (7.2 mm Hg) (at 20°C)
- Vapour density** : Highest known value: 3.7 (Air = 1) (xylene). Weighted average: 3.47 (Air = 1)
- Relative density** : 0.96 g/cm<sup>3</sup>
- Solubility** : Insoluble in the following materials: cold water and hot water.
- Partition coefficient: n-octanol/water** : Not available.
- Auto-ignition temperature** : Lowest known value: 355°C (671°F) (butan-1-ol).
- Decomposition temperature** : Not available.
- Viscosity** : Kinematic (40°C (104°F)): >20.5 mm<sup>2</sup>/s (>20.5 cSt)

## Section 10. Stability and reactivity

- Reactivity** : No specific test data related to reactivity available for this product or its ingredients.
- Chemical stability** : The product is stable.
- Possibility of hazardous reactions** : Under normal conditions of storage and use, hazardous reactions will not occur.
- Conditions to avoid** : Avoid all possible sources of ignition (spark or flame). Do not pressurise, cut, weld, braze, solder, drill, grind or expose containers to heat or sources of ignition.
- Incompatible materials** : Keep away from the following materials to prevent strong exothermic reactions: oxidising agents, strong alkalis, strong acids.
- Hazardous decomposition products** : Under normal conditions of storage and use, hazardous decomposition products should not be produced.

## Section 11. Toxicological information

There are no data available on the mixture itself. The mixture has been assessed following the conventional method of the CLP Regulation (EC) No 1272/2008 and is classified for toxicological properties accordingly. See Sections 2 and 3 for details.

Exposure to component solvent vapour concentrations in excess of the stated occupational exposure limit may result in adverse health effects such as mucous membrane and respiratory system irritation and adverse effects on the kidneys, liver and central nervous system. Symptoms and signs include headache, dizziness, fatigue, muscular weakness, drowsiness and, in extreme cases, loss of consciousness.

Solvents may cause some of the above effects by absorption through the skin. Repeated or prolonged contact with the mixture may cause removal of natural fat from the skin, resulting in non-allergic contact dermatitis and absorption through the skin.

If splashed in the eyes, the liquid may cause irritation and reversible damage.

Ingestion may cause nausea, diarrhea and vomiting.

This takes into account, where known, delayed and immediate effects and also chronic effects of components from short-term and long-term exposure by oral, inhalation and dermal routes of exposure and eye contact.

Contains ethylenediamine. May produce an allergic reaction.

### Information on toxicological effects

#### Acute toxicity

Product/ingredient name	Result	Species	Dose	Exposure	
xylene	LC50 Inhalation Vapour	Rat	20 mg/l	4 hours	
	LD50 Oral	Rat	4300 mg/kg	-	
	TDL <sub>0</sub> Dermal	Rabbit	4300 mg/kg	-	
butan-1-ol	LD50 Oral	Rat	790 mg/kg	-	
	benzene, ethyl-	LC50 Inhalation Vapour	Rat - Male	17.8 mg/l	4 hours
		LD50 Dermal	Rabbit	>5000 mg/kg	-
	LD50 Oral	Rat	3500 mg/kg	-	

#### Irritation/Corrosion

Product/ingredient name	Result	Species	Score	Exposure	Observation
xylene	Eyes - Mild irritant	Rabbit	-	87 milligrams	-
	Skin - Mild irritant	Rat	-	8 hours 60 microliters	-

#### Sensitisation

Not available.

#### Mutagenicity

Not available.

#### Carcinogenicity

Not available.

#### Reproductive toxicity

Not available.

#### Teratogenicity

Not available.

#### Specific target organ toxicity (single exposure)

Name	Category	Route of exposure	Target organs
xylene	Category 3	-	Respiratory tract irritation
butan-1-ol	Category 3	-	Respiratory tract irritation
	Category 3	-	Narcotic effects

#### Specific target organ toxicity (repeated exposure)



## Section 11. Toxicological information

Name	Category	Route of exposure	Target organs
benzene, ethyl-	Category 2	-	-

### Aspiration hazard

Name	Result
xylene benzene, ethyl-	ASPIRATION HAZARD - Category 1 ASPIRATION HAZARD - Category 1

**Information on likely routes of exposure** : Not available.

### Potential acute health effects

- Eye contact** : Causes serious eye damage.
- Inhalation** : May cause respiratory irritation.
- Skin contact** : Causes skin irritation.
- Ingestion** : No known significant effects or critical hazards.

### Symptoms related to the physical, chemical and toxicological characteristics

- Eye contact** : Adverse symptoms may include the following:  
pain  
watering  
redness
- Inhalation** : Adverse symptoms may include the following:  
respiratory tract irritation  
coughing
- Skin contact** : Adverse symptoms may include the following:  
pain or irritation  
redness  
blistering may occur
- Ingestion** : Adverse symptoms may include the following:  
stomach pains

### Delayed and immediate effects as well as chronic effects from short and long-term exposure

#### Short term exposure

- Potential immediate effects** : Not available.
- Potential delayed effects** : Not available.

#### Long term exposure

- Potential immediate effects** : Not available.
- Potential delayed effects** : Not available.

#### Potential chronic health effects

Not available.

- General** : No known significant effects or critical hazards.
- Carcinogenicity** : No known significant effects or critical hazards.
- Mutagenicity** : No known significant effects or critical hazards.
- Teratogenicity** : No known significant effects or critical hazards.
- Developmental effects** : No known significant effects or critical hazards.
- Fertility effects** : No known significant effects or critical hazards.

## Section 11. Toxicological information

### Numerical measures of toxicity

#### Acute toxicity estimates

Route	ATE value
Oral	7017.54 mg/kg
Dermal	5560.82 mg/kg
Inhalation (vapours)	73.56 mg/l

## Section 12. Ecological information

### Toxicity

Product/ingredient name	Result	Species	Exposure
xylene	Acute LC50 8500 µg/l Marine water	Crustaceans - Palaemonetes pugio	48 hours
benzene, ethyl-	Acute LC50 13400 µg/l Fresh water	Fish - Pimephales promelas	96 hours
	Acute EC50 7700 µg/l Marine water	Algae - Skeletonema costatum	96 hours
	Acute EC50 2.93 mg/l	Daphnia	48 hours
	Acute LC50 4.2 mg/l	Fish	96 hours

### Persistence and degradability

Product/ingredient name	Aquatic half-life	Photolysis	Biodegradability
xylene	-	-	Readily
benzene, ethyl-	-	-	Readily

### Bioaccumulative potential

Product/ingredient name	LogP <sub>ow</sub>	BCF	Potential
xylene	3.12	8.1 to 25.9	low
butan-1-ol	1	-	low
benzene, ethyl-	3.6	-	low

### Mobility in soil

**Soil/water partition coefficient (K<sub>oc</sub>)** : Not available.

**Other adverse effects** : No known significant effects or critical hazards.

## Section 13. Disposal considerations





**Disposal methods** : The generation of waste should be avoided or minimised wherever possible. Disposal of this product, solutions and any by-products should at all times comply with the requirements of environmental protection and waste disposal legislation and any regional local authority requirements. Dispose of surplus and non-recyclable products via a licensed waste disposal contractor. Waste should not be disposed of untreated to the sewer unless fully compliant with the requirements of all authorities with jurisdiction. Waste packaging should be recycled. Incineration or landfill should only be considered when recycling is not feasible. This material and its container must be disposed of in a safe way. Care should be taken when handling emptied containers that have not been cleaned or rinsed out. Empty containers or liners may retain some product residues. Vapour from product residues may create a highly flammable or explosive atmosphere inside the container. Do not cut, weld or grind used containers unless they have been cleaned thoroughly internally. Avoid dispersal of spilt material and runoff and contact with soil, waterways, drains and

## Section 13. Disposal considerations

sewers.

Do not allow to enter drains or watercourses. Material and/or container must be disposed of as hazardous waste.

## Section 14. Transport information

	ADG	ADR/RID	IMDG	IATA
<b>UN number</b>	UN1263	UN1263	UN1263	UN1263
<b>UN proper shipping name</b>	Paint	Paint	Paint	Paint
<b>Transport hazard class(es)</b>	3 	3 	3 	3 
<b>Packing group</b>	III	III	III	III
<b>Environmental hazards</b>	No.	No.	No.	No.
<b>Additional information</b>	<b>Hazchem code</b> •3Y	<b>Hazard identification number</b> 30 <b>Tunnel code</b> (D/E)	<b>Emergency schedules</b> F-E, S-E	-

**Special precautions for user** : **Transport within user's premises:** always transport in closed containers that are upright and secure. Ensure that persons transporting the product know what to do in the event of an accident or spillage.

**Transport in bulk according to IMO instruments** : Not available.

**Transport within user's premises:** always transport in closed containers that are upright and secure. Ensure that persons transporting the product know what to do in the event of an accident or spillage.

Transport in accordance with ADR/RID, IMDG/IMO and ICAO/IATA and national regulation.

**ADR / RID** : ADR/RID: Viscous substance. Not restricted, ref. chapter 2.2.3.1.5 (applicable to receptacles < 450 litre capacity).

**IMDG** : IMDG: Viscous substance. Transport in accordance with paragraph 2.3.2.5 (applicable to receptacles < 450 litre capacity).

## Section 15. Regulatory information

### Standard for the Uniform Scheduling of Medicines and Poisons

5

### Model Work Health and Safety Regulations - Scheduled Substances

No listed substance

**Australia inventory (AIC)** : All components are listed or exempted.

### International regulations

#### Chemical Weapon Convention List Schedules I, II & III Chemicals

Not listed.

#### Montreal Protocol

Not listed.

#### Stockholm Convention on Persistent Organic Pollutants

## Section 15. Regulatory information

Not listed.

### UNECE Aarhus Protocol on POPs and Heavy Metals

Not listed.

## Section 16. Any other relevant information

### History

**Date of printing** : 15.06.2023

**Date of issue/Date of revision** : 15.06.2023

**Date of previous issue** : 11.05.2023

**Version** : 1.09

**Key to abbreviations** :

- ADG = Australian Dangerous Goods
- ATE = Acute Toxicity Estimate
- BCF = Bioconcentration Factor
- GHS = Globally Harmonized System of Classification and Labelling of Chemicals
- IATA = International Air Transport Association
- IBC = Intermediate Bulk Container
- IMDG = International Maritime Dangerous Goods
- LogPow = logarithm of the octanol/water partition coefficient
- MARPOL = International Convention for the Prevention of Pollution From Ships, 1973 as modified by the Protocol of 1978. ("Marpol" = marine pollution)
- NOHSC = National Occupational Health and Safety Commission
- SUSMP = Standard for the Uniform Scheduling of Medicines and Poisons
- UN = United Nations

### Procedure used to derive the classification

Classification	Justification
FLAMMABLE LIQUIDS - Category 3	On basis of test data
SKIN CORROSION/IRRITATION - Category 2	Calculation method
SERIOUS EYE DAMAGE/EYE IRRITATION - Category 1	Calculation method
SPECIFIC TARGET ORGAN TOXICITY - SINGLE EXPOSURE (Respiratory tract irritation) - Category 3	Calculation method

**References** : Not available.

✔ Indicates information that has changed from previously issued version.

### Disclaimer

*The information in this document is given to the best of Jotun's knowledge, based on laboratory testing and practical experience. Jotun's products are considered as semi-finished goods and as such, products are often used under conditions beyond Jotun's control. Jotun cannot guarantee anything but the quality of the product itself. Minor product variations may be implemented in order to comply with local requirements. Jotun reserves the right to change the given data without further notice.*

*Users should always consult Jotun for specific guidance on the general suitability of this product for their needs and specific application practices.*

*If there is any inconsistency between different language issues of this document, the English (United Kingdom) version will prevail.*