

## Jotapipe FC 407 Comp B

### Section 1. Identification

**GHS product identifier** : Jotapipe FC 407 Comp B  
**Other means of identification** : Not available.  
**Product code** : 25820  
**Product description** : Hardener.  
**Product type** : Liquid.

#### Relevant identified uses of the substance or mixture and uses advised against

##### Identified uses

Use in coatings - Industrial use

**Manufacturing country** : Jotun Thailand Limited  
 700/353 Amata Nakorn Industrial Estate (BIP 2)  
 Moo 6, Tumbol Donhualoh, Amphur Muang Chonburi  
 Chonburi 20000 Thailand  
  
 Phone: + 66 2 022 9888  
 Fax: + 66 2 022 9888 , + 66 38 214 375  
  
 SDSJotun@jotun.com

**Emergency telephone number** : Jotun Thailand Limited  
 Phone: + 66 2 022 9888 ext. 2100, 2400, 2402

### Section 2. Hazards identification

**Classification of the substance or mixture** : FLAMMABLE LIQUIDS - Category 3  
 SKIN CORROSION/IRRITATION - Category 2  
 SERIOUS EYE DAMAGE/EYE IRRITATION - Category 1  
 SPECIFIC TARGET ORGAN TOXICITY - SINGLE EXPOSURE (Respiratory tract irritation) - Category 3

#### GHS label elements

**Hazard pictograms** :



**Signal word** : Danger.

**Hazard statements** : H226 - Flammable liquid and vapour.  
 H315 - Causes skin irritation.  
 H318 - Causes serious eye damage.  
 H335 - May cause respiratory irritation.

#### Precautionary statements

**Prevention** : P280 - Wear protective gloves. Wear eye or face protection.  
 P210 - Keep away from heat, hot surfaces, sparks, open flames and other ignition sources. No smoking.  
 P261 - Avoid breathing vapour.

## Section 2. Hazards identification

- Response** : P304 + P312 - IF INHALED: Call a POISON CENTER or doctor if you feel unwell.  
 P362 - Take off contaminated clothing and wash before reuse.  
 P302 + P352 - IF ON SKIN: Wash with plenty of water.  
 P305 + P351 + P338, P310 - IF IN EYES: Rinse cautiously with water for several minutes. Remove contact lenses, if present and easy to do. Continue rinsing.  
 Immediately call a POISON CENTER or doctor.
- Storage** : P403 + P233 - Store in a well-ventilated place. Keep container tightly closed.  
 P403 + P235 - Keep cool.
- Disposal** : P501 - Dispose of contents and container in accordance with all local, regional, national and international regulations.

**Other hazards which do not result in classification** : None known.

## Section 3. Composition/information on ingredients

- Substance/mixture** : Mixture
- Other means of identification** : Not available.

### CAS number/other identifiers

- CAS number** : Not applicable.
- EC number** : Mixture.
- Product code** : 25820

Ingredient name	%	CAS number
xylene	≥10 - ≤18	1330-20-7
butan-1-ol	<10	71-36-3
ethylbenzene	≤6.2	100-41-4

There are no additional ingredients present which, within the current knowledge of the supplier and in the concentrations applicable, are classified as hazardous to health or the environment and hence require reporting in this section.

Occupational exposure limits, if available, are listed in Section 8.

## Section 4. First aid measures

### Description of necessary first aid measures

- Eye contact** : Get medical attention immediately. Call a poison center or physician. Immediately flush eyes with plenty of water, occasionally lifting the upper and lower eyelids. Check for and remove any contact lenses. Continue to rinse for at least 10 minutes. Chemical burns must be treated promptly by a physician.
- Inhalation** : Get medical attention immediately. Call a poison center or physician. Remove victim to fresh air and keep at rest in a position comfortable for breathing. If it is suspected that fumes are still present, the rescuer should wear an appropriate mask or self-contained breathing apparatus. If not breathing, if breathing is irregular or if respiratory arrest occurs, provide artificial respiration or oxygen by trained personnel. It may be dangerous to the person providing aid to give mouth-to-mouth resuscitation. If unconscious, place in recovery position and get medical attention immediately. Maintain an open airway. Loosen tight clothing such as a collar, tie, belt or waistband.
- Skin contact** : Get medical attention immediately. Call a poison center or physician. Flush contaminated skin with plenty of water. Remove contaminated clothing and shoes. Wash contaminated clothing thoroughly with water before removing it, or wear gloves. Continue to rinse for at least 10 minutes. Chemical burns must be treated promptly by a physician. Wash clothing before reuse. Clean shoes thoroughly before reuse.

## Section 4. First aid measures

- Ingestion** : Get medical attention immediately. Call a poison center or physician. Wash out mouth with water. Remove dentures if any. If material has been swallowed and the exposed person is conscious, give small quantities of water to drink. Stop if the exposed person feels sick as vomiting may be dangerous. Do not induce vomiting unless directed to do so by medical personnel. If vomiting occurs, the head should be kept low so that vomit does not enter the lungs. Chemical burns must be treated promptly by a physician. Never give anything by mouth to an unconscious person. If unconscious, place in recovery position and get medical attention immediately. Maintain an open airway. Loosen tight clothing such as a collar, tie, belt or waistband.

### Most important symptoms/effects, acute and delayed

#### Potential acute health effects

- Eye contact** : Causes serious eye damage.  
**Inhalation** : May cause respiratory irritation.  
**Skin contact** : Causes skin irritation.  
**Ingestion** : No known significant effects or critical hazards.

#### Over-exposure signs/symptoms

- Eye contact** : Adverse symptoms may include the following:  
 pain  
 watering  
 redness
- Inhalation** : Adverse symptoms may include the following:  
 respiratory tract irritation  
 coughing
- Skin contact** : Adverse symptoms may include the following:  
 pain or irritation  
 redness  
 blistering may occur
- Ingestion** : Adverse symptoms may include the following:  
 stomach pains

### Indication of immediate medical attention and special treatment needed, if necessary

- Notes to physician** : Treat symptomatically. Contact poison treatment specialist immediately if large quantities have been ingested or inhaled.
- Specific treatments** : No specific treatment.
- Protection of first-aiders** : No action shall be taken involving any personal risk or without suitable training. If it is suspected that fumes are still present, the rescuer should wear an appropriate mask or self-contained breathing apparatus. It may be dangerous to the person providing aid to give mouth-to-mouth resuscitation. Wash contaminated clothing thoroughly with water before removing it, or wear gloves.

See toxicological information (Section 11)

## Section 5. Firefighting measures

### Extinguishing media

- Suitable extinguishing media** : Use dry chemical, CO<sub>2</sub>, water spray (fog) or foam.
- Unsuitable extinguishing media** : Do not use water jet.

- Specific hazards arising from the chemical** : Flammable liquid and vapour. Runoff to sewer may create fire or explosion hazard. In a fire or if heated, a pressure increase will occur and the container may burst, with the risk of a subsequent explosion.

- Hazardous thermal decomposition products** : Decomposition products may include the following materials:  
 carbon dioxide  
 carbon monoxide

## Section 5. Firefighting measures

- Special protective actions for fire-fighters** : Promptly isolate the scene by removing all persons from the vicinity of the incident if there is a fire. No action shall be taken involving any personal risk or without suitable training. Move containers from fire area if this can be done without risk. Use water spray to keep fire-exposed containers cool.
- Special protective equipment for fire-fighters** : Fire-fighters should wear appropriate protective equipment and self-contained breathing apparatus (SCBA) with a full face-piece operated in positive pressure mode.

## Section 6. Accidental release measures

### Personal precautions, protective equipment and emergency procedures

- For non-emergency personnel** : No action shall be taken involving any personal risk or without suitable training. Evacuate surrounding areas. Keep unnecessary and unprotected personnel from entering. Do not touch or walk through spilled material. Shut off all ignition sources. No flames, smoking or flames in hazard area. Do not breathe vapour or mist. Provide adequate ventilation. Wear appropriate respirator when ventilation is inadequate. Put on appropriate personal protective equipment.
- For emergency responders** : If specialised clothing is required to deal with the spillage, take note of any information in Section 8 on suitable and unsuitable materials. See also the information in "For non-emergency personnel".
- Environmental precautions** : Avoid dispersal of spilled material and runoff and contact with soil, waterways, drains and sewers. Inform the relevant authorities if the product has caused environmental pollution (sewers, waterways, soil or air).

### Methods and material for containment and cleaning up

- Small spill** : Stop leak if without risk. Move containers from spill area. Use spark-proof tools and explosion-proof equipment. Dilute with water and mop up if water-soluble. Alternatively, or if water-insoluble, absorb with an inert dry material and place in an appropriate waste disposal container. Dispose of via a licensed waste disposal contractor.
- Large spill** : Stop leak if without risk. Move containers from spill area. Use spark-proof tools and explosion-proof equipment. Approach the release from upwind. Prevent entry into sewers, water courses, basements or confined areas. Wash spillages into an effluent treatment plant or proceed as follows. Contain and collect spillage with non-combustible, absorbent material e.g. sand, earth, vermiculite or diatomaceous earth and place in container for disposal according to local regulations (see Section 13). Dispose of via a licensed waste disposal contractor. Contaminated absorbent material may pose the same hazard as the spilled product. Note: see Section 1 for emergency contact information and Section 13 for waste disposal.

## Section 7. Handling and storage

- Precautions for safe handling** : Eating, drinking and smoking should be prohibited in areas where this material is handled, stored and processed. Workers should wash hands and face before eating, drinking and smoking. Remove contaminated clothing and protective equipment before entering eating areas. See also Section 8 for additional information on hygiene measures.
- Conditions for safe storage, including any incompatibilities** : Store in accordance with local regulations. Store in a segregated and approved area. Store in original container protected from direct sunlight in a dry, cool and well-ventilated area, away from incompatible materials (see Section 10) and food and drink. Store locked up. Eliminate all ignition sources. Separate from oxidising materials. Keep container tightly closed and sealed until ready for use. Containers that have been opened must be carefully resealed and kept upright to prevent leakage. Do not store in unlabelled containers. Use appropriate containment to avoid environmental contamination. See Section 10 for incompatible materials before handling or use.

## Section 8. Exposure controls/personal protection

### Control parameters

#### Occupational exposure limits

Ingredient name	Exposure limits
xylene	<b>Ministry of Labor (Thailand, 8/2017).</b> TWA: 100 ppm 8 hours.
butan-1-ol	<b>Ministry of Labor (Thailand, 8/2017).</b> TWA: 100 ppm 8 hours.
ethylbenzene	<b>Ministry of Labor (Thailand, 8/2017).</b> TWA: 100 ppm 8 hours.

**Recommended monitoring procedures** : Reference should be made to appropriate monitoring standards. Reference to national guidance documents for methods for the determination of hazardous substances will also be required.

**Appropriate engineering controls** : Use only with adequate ventilation. Use process enclosures, local exhaust ventilation or other engineering controls to keep worker exposure to airborne contaminants below any recommended or statutory limits. The engineering controls also need to keep gas, vapour or dust concentrations below any lower explosive limits. Use explosion-proof ventilation equipment.

**Environmental exposure controls** : Emissions from ventilation or work process equipment should be checked to ensure they comply with the requirements of environmental protection legislation. In some cases, fume scrubbers, filters or engineering modifications to the process equipment will be necessary to reduce emissions to acceptable levels.

### Individual protection measures

**Hygiene measures** : Wash hands, forearms and face thoroughly after handling chemical products, before eating, smoking and using the lavatory and at the end of the working period. Appropriate techniques should be used to remove potentially contaminated clothing. Wash contaminated clothing before reusing. Ensure that eyewash stations and safety showers are close to the workstation location.

**Eye/face protection** : Safety eyewear complying to ISO 16321-1:2022 should be used when a risk assessment indicates this is necessary to avoid exposure to liquid splashes, mists, gases or dusts. If contact is possible, the following protection should be worn, unless the assessment indicates a higher degree of protection: chemical splash goggles and/or face shield. If inhalation hazards exist, a full-face respirator may be required instead.

### Skin protection

#### Hand protection

: Chemical-resistant, impervious gloves complying with an approved standard should be worn at all times when handling chemical products if a risk assessment indicates this is necessary. Considering the parameters specified by the glove manufacturer, check during use that the gloves are still retaining their protective properties. It should be noted that the time to breakthrough for any glove material may be different for different glove manufacturers. In the case of mixtures, consisting of several substances, the protection time of the gloves cannot be accurately estimated.

There is no one glove material or combination of materials that will give unlimited resistance to any individual or combination of chemicals.

The breakthrough time must be greater than the end use time of the product.

The instructions and information provided by the glove manufacturer on use, storage, maintenance and replacement must be followed.

Gloves should be replaced regularly and if there is any sign of damage to the glove material.

Always ensure that gloves are free from defects and that they are stored and used correctly.

The performance or effectiveness of the glove may be reduced by physical/chemical damage and poor maintenance.

Barrier creams may help to protect the exposed areas of the skin but should not be applied once exposure has occurred.

## Section 8. Exposure controls/personal protection

Wear suitable gloves tested to ISO 374-1:2016.

May be used, gloves(breakthrough time) 4 - 8 hours: neoprene (> 0.35 mm), butyl rubber (> 0.4 mm), Viton® (> 0.7 mm)

Not recommended, gloves(breakthrough time) < 1 hour: PVC (> 0.5 mm)

Recommended, gloves(breakthrough time) > 8 hours: 4H/Silver Shield® (> 0.07 mm), Teflon (> 0.35 mm), nitrile rubber (> 0.4 mm), polyvinyl alcohol (PVA) (> 0.3 mm)

- Body protection** : Personal protective equipment for the body should be selected based on the task being performed and the risks involved and should be approved by a specialist before handling this product. When there is a risk of ignition from static electricity, wear anti-static protective clothing. For the greatest protection from static discharges, clothing should include anti-static overalls, boots and gloves.
- Other skin protection** : Appropriate footwear and any additional skin protection measures should be selected based on the task being performed and the risks involved and should be approved by a specialist before handling this product.
- Respiratory protection** : Based on the hazard and potential for exposure, select a respirator that meets the appropriate standard or certification. Respirators must be used according to a respiratory protection program to ensure proper fitting, training, and other important aspects of use.
- If workers are exposed to concentrations above the exposure limit, they must use a respirator according to EN 140. Use respiratory mask with charcoal and dust filter when spraying this product, according to EN 14387(as filter combination A2-P2). In confined spaces, use compressed-air or fresh-air respiratory equipment. When use of roller or brush, consider use of charcoalfilter.

## Section 9. Physical and chemical properties

### Appearance

- Physical state** : Liquid.
- Colour** : Clear.
- Odour** : Characteristic.
- Odour threshold** : Not available.
- pH** : Not applicable.
- Melting point** : Not applicable.
- Boiling point** : Lowest known value: 119°C (246.2°F) (butan-1-ol). Weighted average: 131.86°C (269.3°F)
- Flash point** : Closed cup: 33°C (91.4°F)
- Burning time** : Not applicable.
- Burning rate** : Not applicable.
- Evaporation rate** : Highest known value: 0.84 (ethylbenzene) Weighted average: 0.7 compared with butyl acetate
- Flammability (solid, gas)** : Not applicable.
- Lower and upper explosive (flammable) limits** : 0.8 - 11.3%
- Vapour pressure** : Highest known value: 1.2 kPa (9.3 mm Hg) (at 20°C) (ethylbenzene). Weighted average: 0.96 kPa (7.2 mm Hg) (at 20°C)
- Vapour density** : Highest known value: 3.7 (Air = 1) (xylene). Weighted average: 3.42 (Air = 1)
- Relative density** : 0.97 g/cm<sup>3</sup>
- Solubility** : Insoluble in the following materials: cold water and hot water.
- Partition coefficient: n-octanol/ water** : Not available.
- Auto-ignition temperature** : Lowest known value: 355°C (671°F) (butan-1-ol).
- Decomposition temperature** : Not available.
- SADT** : Not available.
- Viscosity** : Kinematic (40°C): >20.5 mm<sup>2</sup>/s (>20.5 cSt)

### Aerosol product

**Date of issue** : 11.07.2023



## Section 9. Physical and chemical properties

## Section 10. Stability and reactivity

<b>Reactivity</b>	: No specific test data related to reactivity available for this product or its ingredients.
<b>Chemical stability</b>	: The product is stable.
<b>Possibility of hazardous reactions</b>	: Under normal conditions of storage and use, hazardous reactions will not occur.
<b>Conditions to avoid</b>	: Avoid all possible sources of ignition (spark or flame). Do not pressurise, cut, weld, braze, solder, drill, grind or expose containers to heat or sources of ignition.
<b>Incompatible materials</b>	: Keep away from the following materials to prevent strong exothermic reactions: oxidising agents, strong alkalis, strong acids.
<b>Hazardous decomposition products</b>	: Under normal conditions of storage and use, hazardous decomposition products should not be produced.

## Section 11. Toxicological information

### Information on toxicological effects

#### Acute toxicity

Product/ingredient name	Result	Species	Dose	Exposure	
xylene	LC50 Inhalation Vapour	Rat	20 mg/l	4 hours	
	LD50 Oral	Rat	4300 mg/kg	-	
	TDL <sub>0</sub> Dermal	Rabbit	4300 mg/kg	-	
butan-1-ol	LD50 Oral	Rat	790 mg/kg	-	
	ethylbenzene	LC50 Inhalation Vapour	Rat - Male	17.8 mg/l	4 hours
		LD50 Dermal	Rabbit	>5000 mg/kg	-
	LD50 Oral	Rat	3500 mg/kg	-	

#### Irritation/Corrosion

Product/ingredient name	Result	Species	Score	Exposure	Observation
xylene	Eyes - Mild irritant	Rabbit	-	87 milligrams	-
	Skin - Mild irritant	Rat	-	8 hours 60 microliters	-

#### Sensitisation

Not available.

#### Mutagenicity

Not available.

#### Carcinogenicity

Not available.

#### Reproductive toxicity

Not available.

#### Teratogenicity

Not available.

#### Specific target organ toxicity (single exposure)

Name	Category	Route of exposure	Target organs
xylene	Category 3	-	Respiratory tract irritation
butan-1-ol	Category 3	-	Respiratory tract irritation
	Category 3	-	Narcotic effects

#### Specific target organ toxicity (repeated exposure)

## Section 11. Toxicological information

Name	Category	Route of exposure	Target organs
ethylbenzene	Category 2	-	hearing organs

### Aspiration hazard

Name	Result
xylene	ASPIRATION HAZARD - Category 1
ethylbenzene	ASPIRATION HAZARD - Category 1

### Potential acute health effects

Eye contact	: Causes serious eye damage.
Inhalation	: May cause respiratory irritation.
Skin contact	: Causes skin irritation.
Ingestion	: No known significant effects or critical hazards.

### Symptoms related to the physical, chemical and toxicological characteristics

Inhalation	: Adverse symptoms may include the following: respiratory tract irritation coughing
Ingestion	: Adverse symptoms may include the following: stomach pains
Skin contact	: Adverse symptoms may include the following: pain or irritation redness blistering may occur
Eye contact	: Adverse symptoms may include the following: pain watering redness

### Potential chronic health effects

General	: No known significant effects or critical hazards.
Carcinogenicity	: No known significant effects or critical hazards.
Mutagenicity	: No known significant effects or critical hazards.
Teratogenicity	: No known significant effects or critical hazards.
Developmental effects	: No known significant effects or critical hazards.
Fertility effects	: No known significant effects or critical hazards.

### Numerical measures of toxicity

#### Acute toxicity estimates

Route	ATE value
Oral	6666.67 mg/kg
Dermal	6518.52 mg/kg
Inhalation (vapours)	86.22 mg/l



## Section 12. Ecological information

### Toxicity

Product/ingredient name	Result	Species	Exposure
xylene	Acute LC50 8500 µg/l Marine water	Crustaceans - Palaemonetes pugio	48 hours
ethylbenzene	Acute LC50 13400 µg/l Fresh water	Fish - Pimephales promelas	96 hours
	Acute EC50 7700 µg/l Marine water	Algae - Skeletonema costatum	96 hours
	Acute EC50 2.93 mg/l	Daphnia	48 hours
	Acute LC50 4.2 mg/l	Fish	96 hours

### Persistence and degradability

Product/ingredient name	Aquatic half-life	Photolysis	Biodegradability
xylene	-	-	Readily
ethylbenzene	-	-	Readily

### Bioaccumulative potential

Product/ingredient name	LogP <sub>ow</sub>	BCF	Potential
xylene	3.12	8.1 to 25.9	low
butan-1-ol	1	-	low
ethylbenzene	3.6	-	low

### Mobility in soil

Soil/water partition coefficient (K<sub>oc</sub>) : Not available.

Other adverse effects : No known significant effects or critical hazards.




## Section 13. Disposal considerations

**Disposal methods** : The generation of waste should be avoided or minimised wherever possible. Disposal of this product, solutions and any by-products should at all times comply with the requirements of environmental protection and waste disposal legislation and any regional local authority requirements. Dispose of surplus and non-recyclable products via a licensed waste disposal contractor. Waste should not be disposed of untreated to the sewer unless fully compliant with the requirements of all authorities with jurisdiction. Waste packaging should be recycled. Incineration or landfill should only be considered when recycling is not feasible. This material and its container must be disposed of in a safe way. Care should be taken when handling emptied containers that have not been cleaned or rinsed out. Empty containers or liners may retain some product residues. Vapour from product residues may create a highly flammable or explosive atmosphere inside the container. Do not cut, weld or grind used containers unless they have been cleaned thoroughly internally. Avoid dispersal of spilt material and runoff and contact with soil, waterways, drains and sewers.

## Section 14. Transport information

	UN	IMDG	IATA
UN number	UN1263	UN1263	UN1263
UN proper shipping name	Paint	Paint	Paint

## Section 14. Transport information

Transport hazard class(es)	3 	3 	3 
Packing group	III	III	III
Environmental hazards	No.	No.	No.
Special precautions for user	<b>Transport within user's premises:</b> always transport in closed containers that are upright and secure. Ensure that persons transporting the product know what to do in the event of an accident or spillage.	<b>Transport within user's premises:</b> always transport in closed containers that are upright and secure. Ensure that persons transporting the product know what to do in the event of an accident or spillage.	<b>Transport within user's premises:</b> always transport in closed containers that are upright and secure. Ensure that persons transporting the product know what to do in the event of an accident or spillage.
Additional information	-	<b>Emergency schedules</b> F-E, S-E	-

Transport in bulk according to IMO instruments : Not available.

ADR / RID : Tunnel restriction code: (D/E)  
Hazard identification number: 30

## Section 15. Regulatory information

[Hazardous Substance Act B.E. 2535 \(1992\)](#)

[Type](#)

[Ingredient name](#)  
ethylenediamine

[Type](#)  
1

[Authority](#)  
Department of  
Industrial Works

[Conditions](#)  
-

No known specific national and/or regional regulations applicable to this product (including its ingredients).

## Section 16. Other information

[History](#)

Date of printing : 11.07.2023

Date of issue/Date of revision : 11.07.2023

Date of previous issue : 11.07.2023

Version : 1.12

[Key to abbreviations](#) : ADN = European Provisions concerning the International Carriage of Dangerous Goods by Inland Waterway  
ADR = The European Agreement concerning the International Carriage of Dangerous Goods by Road  
ATE = Acute Toxicity Estimate  
BCF = Bioconcentration Factor  
GHS = Globally Harmonized System of Classification and Labelling of Chemicals  
IATA = International Air Transport Association  
IBC = Intermediate Bulk Container  
IMDG = International Maritime Dangerous Goods  
MARPOL = International Convention for the Prevention of Pollution From Ships, 1973 as modified by the Protocol of 1978. ("Marpol" = marine pollution)  
RID = The Regulations concerning the International Carriage of Dangerous Goods by Rail  
UN = United Nations  
LogPow = logarithm of the octanol/water partition coefficient

[References](#) : Not available.

[Date of issue](#) : 11.07.2023

10/11

## Section 16. Other information

✔ Indicates information that has changed from previously issued version.

### [Notice to reader](#)

The information in this document is given to the best of Jotun's knowledge, based on laboratory testing and practical experience. Jotun's products are considered as semi-finished goods and as such, products are often used under conditions beyond Jotun's control. Jotun cannot guarantee anything but the quality of the product itself. Minor product variations may be implemented in order to comply with local requirements. Jotun reserves the right to change the given data without further notice.

Users should always consult Jotun for specific guidance on the general suitability of this product for their needs and specific application practices.

If there is any inconsistency between different language issues of this document, the English (United Kingdom) version will prevail.