

## SteelMaster 120SB

**Section 1. Identification**

<b>Product name</b>	: SteelMaster 120SB
<b>Product code</b>	: 15400
<b>Product description</b>	: Paint.
<b>Product type</b>	: Liquid.
<b>Other means of identification</b>	: Not available.
<b>Supplier's details</b>	: Jotun India Pvt. Ltd. Fulcrum, A wing – 601(II) / 602, Next to Hyatt Regency, Sahar Road, Andheri – East, Mumbai – 99 India  Manufacturing site address:  Jotun India Pvt. Ltd. Plot No. D-280, Ranjangaon MIDC, Village - Karegaon, Taluka - Shirur, Dist- Pune, PIN: 412220 India  SDSJotun@jotun.com
<b>Emergency telephone number</b>	: Jotun India Pvt Ltd +91 2138 671300

**Section 2. Hazards identification**

<b>Classification of the substance or mixture</b>	: FLAMMABLE LIQUIDS - Category 3 SKIN CORROSION/IRRITATION - Category 2 SERIOUS EYE DAMAGE/EYE IRRITATION - Category 2A CARCINOGENICITY - Category 2 REPRODUCTIVE TOXICITY - Category 2 SPECIFIC TARGET ORGAN TOXICITY - SINGLE EXPOSURE (Respiratory tract irritation) - Category 3 LONG-TERM (CHRONIC) AQUATIC HAZARD - Category 3
---	--

**GHS label elements****Hazard pictograms****Signal word**

: Warning.

**Hazard statements**

: H226 - Flammable liquid and vapour.  
H315 - Causes skin irritation.  
H319 - Causes serious eye irritation.  
H335 - May cause respiratory irritation.  
H351 - Suspected of causing cancer.  
H361 - Suspected of damaging fertility or the unborn child.  
H412 - Harmful to aquatic life with long lasting effects.

## Section 2. Hazards identification

### Precautionary statements

- Prevention** : P201 - Obtain special instructions before use.  
P280 - Wear protective gloves, protective clothing, eye protection, face protection, or hearing protection.  
P210 - Keep away from heat, hot surfaces, sparks, open flames and other ignition sources. No smoking.  
P273 - Avoid release to the environment.  
P261 - Avoid breathing vapour.
- Response** : P308 + P313 - IF exposed or concerned: Get medical advice or attention.  
P304 + P312 - IF INHALED: Call a POISON CENTER or doctor if you feel unwell.  
P362 + P364 - Take off contaminated clothing and wash it before reuse.  
P302 + P352 - IF ON SKIN: Wash with plenty of water.  
P305 + P351 + P338 - IF IN EYES: Rinse cautiously with water for several minutes. Remove contact lenses, if present and easy to do. Continue rinsing.  
P337 + P313 - If eye irritation persists: Get medical advice or attention.
- Storage** : P403 + P233 - Store in a well-ventilated place. Keep container tightly closed.
- Disposal** : P501 - Dispose of contents and container in accordance with all local, regional, national and international regulations.

**Other hazards which do not result in classification** : None known.

## Section 3. Composition/information on ingredients

- Substance/mixture** : Mixture
- Other means of identification** : Not available.

### CAS number/other identifiers

- CAS number** : Not applicable.
- EC number** : Mixture.
- Product code** : 15400

Ingredient name	%	CAS number
xylene	≥10 - <22	1330-20-7
melamine	<10	108-78-1
ethylbenzene	<10	100-41-4
1,3,5-Triazine-2,4,6-triamine, polymer with formaldehyde, butylated	≤3	68002-25-5

**There are no additional ingredients present which, within the current knowledge of the supplier and in the concentrations applicable, are classified as hazardous to health or the environment and hence require reporting in this section.**

Occupational exposure limits, if available, are listed in Section 8.

## Section 4. First aid measures

### Description of necessary first aid measures

- Eye contact** : Immediately flush eyes with plenty of water, occasionally lifting the upper and lower eyelids. Check for and remove any contact lenses. Continue to rinse for at least 10 minutes. Get medical attention.
- Inhalation** : Remove victim to fresh air and keep at rest in a position comfortable for breathing. If it is suspected that fumes are still present, the rescuer should wear an appropriate mask or self-contained breathing apparatus. If not breathing, if breathing is irregular or if respiratory arrest occurs, provide artificial respiration or oxygen by trained personnel. It may be dangerous to the person providing aid to give mouth-to-mouth resuscitation. Get medical attention. If necessary, call a poison center or physician. If unconscious, place in recovery position and get medical attention immediately. Maintain an open airway. Loosen tight clothing such as a collar, tie, belt or waistband. In case of inhalation of decomposition products in a fire, symptoms may be delayed. The exposed person may need to be kept under medical surveillance

## Section 4. First aid measures

- for 48 hours.
- Skin contact** : Flush contaminated skin with plenty of water. Remove contaminated clothing and shoes. Continue to rinse for at least 10 minutes. Get medical attention. Wash clothing before reuse. Clean shoes thoroughly before reuse.
- Ingestion** : Wash out mouth with water. Remove dentures if any. If material has been swallowed and the exposed person is conscious, give small quantities of water to drink. Stop if the exposed person feels sick as vomiting may be dangerous. Do not induce vomiting unless directed to do so by medical personnel. If vomiting occurs, the head should be kept low so that vomit does not enter the lungs. Get medical attention. Never give anything by mouth to an unconscious person. If unconscious, place in recovery position and get medical attention immediately. Maintain an open airway. Loosen tight clothing such as a collar, tie, belt or waistband.

### Most important symptoms/effects, acute and delayed

#### Potential acute health effects

- Eye contact** : Causes serious eye irritation.
- Inhalation** : May cause respiratory irritation.
- Skin contact** : Causes skin irritation.
- Ingestion** : No known significant effects or critical hazards.

#### Over-exposure signs/symptoms

- Eye contact** : Adverse symptoms may include the following:  
pain or irritation  
watering  
redness
- Inhalation** : Adverse symptoms may include the following:  
respiratory tract irritation  
coughing  
reduced foetal weight  
increase in foetal deaths  
skeletal malformations
- Skin contact** : Adverse symptoms may include the following:  
irritation  
redness  
reduced foetal weight  
increase in foetal deaths  
skeletal malformations
- Ingestion** : Adverse symptoms may include the following:  
reduced foetal weight  
increase in foetal deaths  
skeletal malformations

### Indication of immediate medical attention and special treatment needed, if necessary

- Notes to physician** : In case of inhalation of decomposition products in a fire, symptoms may be delayed. The exposed person may need to be kept under medical surveillance for 48 hours.
- Specific treatments** : No specific treatment.
- Protection of first-aiders** : No action shall be taken involving any personal risk or without suitable training. If it is suspected that fumes are still present, the rescuer should wear an appropriate mask or self-contained breathing apparatus. It may be dangerous to the person providing aid to give mouth-to-mouth resuscitation.

See toxicological information (Section 11)

## Section 5. Firefighting measures

### Extinguishing media

- Suitable extinguishing media** : Use dry chemical, CO<sub>2</sub>, water spray (fog) or foam.
- Unsuitable extinguishing media** : Do not use water jet.

**Specific hazards arising from the chemical** : Flammable liquid and vapour. Runoff to sewer may create fire or explosion hazard. In a fire or if heated, a pressure increase will occur and the container may burst, with the risk of a subsequent explosion. This material is harmful to aquatic life with long lasting effects. Fire water contaminated with this material must be contained and prevented from being discharged to any waterway, sewer or drain.

**Hazardous thermal decomposition products** : Decomposition products may include the following materials:  
 carbon dioxide  
 carbon monoxide  
 nitrogen oxides  
 phosphorus oxides  
 halogenated compounds  
 carbonyl halides  
 metal oxide/oxides

**Special protective actions for fire-fighters** : Promptly isolate the scene by removing all persons from the vicinity of the incident if there is a fire. No action shall be taken involving any personal risk or without suitable training. Move containers from fire area if this can be done without risk. Use water spray to keep fire-exposed containers cool.

**Special protective equipment for fire-fighters** : Fire-fighters should wear appropriate protective equipment and self-contained breathing apparatus (SCBA) with a full face-piece operated in positive pressure mode.

## Section 6. Accidental release measures

### Personal precautions, protective equipment and emergency procedures

- For non-emergency personnel** : No action shall be taken involving any personal risk or without suitable training. Evacuate surrounding areas. Keep unnecessary and unprotected personnel from entering. Do not touch or walk through spilt material. Shut off all ignition sources. No flares, smoking or flames in hazard area. Avoid breathing vapour or mist. Provide adequate ventilation. Wear appropriate respirator when ventilation is inadequate. Put on appropriate personal protective equipment.
- For emergency responders** : If specialised clothing is required to deal with the spillage, take note of any information in Section 8 on suitable and unsuitable materials. See also the information in "For non-emergency personnel".

**Environmental precautions** : Avoid dispersal of spilt material and runoff and contact with soil, waterways, drains and sewers. Inform the relevant authorities if the product has caused environmental pollution (sewers, waterways, soil or air). Water polluting material. May be harmful to the environment if released in large quantities.

### Methods and material for containment and cleaning up

- Small spill** : Stop leak if without risk. Move containers from spill area. Use spark-proof tools and explosion-proof equipment. Dilute with water and mop up if water-soluble. Alternatively, or if water-insoluble, absorb with an inert dry material and place in an appropriate waste disposal container. Dispose of via a licensed waste disposal contractor.

## Section 6. Accidental release measures

- Large spill** : Stop leak if without risk. Move containers from spill area. Use spark-proof tools and explosion-proof equipment. Approach the release from upwind. Prevent entry into sewers, water courses, basements or confined areas. Wash spillages into an effluent treatment plant or proceed as follows. Contain and collect spillage with non-combustible, absorbent material e.g. sand, earth, vermiculite or diatomaceous earth and place in container for disposal according to local regulations (see Section 13). Dispose of via a licensed waste disposal contractor. Contaminated absorbent material may pose the same hazard as the spilt product. Note: see Section 1 for emergency contact information and Section 13 for waste disposal.

## Section 7. Handling and storage

### Precautions for safe handling

- Protective measures** : Put on appropriate personal protective equipment (see Section 8). Avoid exposure - obtain special instructions before use. Avoid exposure during pregnancy. Do not handle until all safety precautions have been read and understood. Do not get in eyes or on skin or clothing. Do not ingest. Avoid breathing vapour or mist. Avoid release to the environment. Use only with adequate ventilation. Wear appropriate respirator when ventilation is inadequate. Do not enter storage areas and confined spaces unless adequately ventilated. Keep in the original container or an approved alternative made from a compatible material, kept tightly closed when not in use. Store and use away from heat, sparks, open flame or any other ignition source. Use explosion-proof electrical (ventilating, lighting and material handling) equipment. Use only non-sparking tools. Take precautionary measures against electrostatic discharges. Empty containers retain product residue and can be hazardous. Do not reuse container.

- Advice on general occupational hygiene** : Eating, drinking and smoking should be prohibited in areas where this material is handled, stored and processed. Workers should wash hands and face before eating, drinking and smoking. Remove contaminated clothing and protective equipment before entering eating areas. See also Section 8 for additional information on hygiene measures.

- Conditions for safe storage, including any incompatibilities** : Store in accordance with local regulations. Store in a segregated and approved area. Store in original container protected from direct sunlight in a dry, cool and well-ventilated area, away from incompatible materials (see Section 10) and food and drink. Store locked up. Eliminate all ignition sources. Separate from oxidising materials. Keep container tightly closed and sealed until ready for use. Containers that have been opened must be carefully resealed and kept upright to prevent leakage. Do not store in unlabelled containers. Use appropriate containment to avoid environmental contamination. See Section 10 for incompatible materials before handling or use.

## Section 8. Exposure controls/personal protection

### Control parameters

#### Occupational exposure limits

None.

- Appropriate engineering controls** : Use only with adequate ventilation. Use process enclosures, local exhaust ventilation or other engineering controls to keep worker exposure to airborne contaminants below any recommended or statutory limits. The engineering controls also need to keep gas, vapour or dust concentrations below any lower explosive limits. Use explosion-proof ventilation equipment.
- Environmental exposure controls** : Emissions from ventilation or work process equipment should be checked to ensure they comply with the requirements of environmental protection legislation. In some cases, fume scrubbers, filters or engineering modifications to the process equipment will be necessary to reduce emissions to acceptable levels.

### Individual protection measures

## Section 8. Exposure controls/personal protection

- Hygiene measures** : Wash hands, forearms and face thoroughly after handling chemical products, before eating, smoking and using the lavatory and at the end of the working period. Appropriate techniques should be used to remove potentially contaminated clothing. Wash contaminated clothing before reusing. Ensure that eyewash stations and safety showers are close to the workstation location.
- Eye/face protection** : Safety eyewear complying to ISO 16321-1:2022 should be used when a risk assessment indicates this is necessary to avoid exposure to liquid splashes, mists, gases or dusts. If contact is possible, the following protection should be worn, unless the assessment indicates a higher degree of protection: chemical splash goggles.
- Skin protection**
- Hand protection** : There is no one glove material or combination of materials that will give unlimited resistance to any individual or combination of chemicals. The breakthrough time must be greater than the end use time of the product. The instructions and information provided by the glove manufacturer on use, storage, maintenance and replacement must be followed. Gloves should be replaced regularly and if there is any sign of damage to the glove material. Always ensure that gloves are free from defects and that they are stored and used correctly. The performance or effectiveness of the glove may be reduced by physical/chemical damage and poor maintenance. Barrier creams may help to protect the exposed areas of the skin but should not be applied once exposure has occurred. Wear suitable gloves tested to ISO 374-1:2016.  
Not recommended, gloves(breakthrough time) < 1 hour: butyl rubber  
May be used, gloves(breakthrough time) 4 - 8 hours: neoprene, PVC  
Recommended, gloves(breakthrough time) > 8 hours: 4H, Teflon, nitrile rubber, polyvinyl alcohol (PVA)
- Body protection** : Personal protective equipment for the body should be selected based on the task being performed and the risks involved and should be approved by a specialist before handling this product. When there is a risk of ignition from static electricity, wear anti-static protective clothing. For the greatest protection from static discharges, clothing should include anti-static overalls, boots and gloves.
- Other skin protection** : Appropriate footwear and any additional skin protection measures should be selected based on the task being performed and the risks involved and should be approved by a specialist before handling this product.
- Respiratory protection** : If workers are exposed to concentrations above the exposure limit, they must use a respirator according to EN 140. Use respiratory mask with charcoal and dust filter when spraying this product, according to EN 14387(as filter combination A2-P2). In confined spaces, use compressed-air or fresh-air respiratory equipment. When use of roller or brush, consider use of charcoalfilter.

## Section 9. Physical and chemical properties

### Appearance

- Physical state** : Liquid.
- Colour** : White.
- Odour** : Characteristic.
- Odour threshold** : Not applicable.
- pH** : Not applicable.
- Melting point** : Not applicable.
- Boiling point** : Lowest known value: 136.1°C (277°F) (ethylbenzene). Weighted average: 136.14°C (277.1°F)
- Flash point** : Closed cup: 24°C (75.2°F)
- Evaporation rate** : Highest known value: 0.84 (ethylbenzene) Weighted average: 0.79 compared with butyl acetate
- Flammability (solid, gas)** : Not applicable.



## Section 9. Physical and chemical properties

<b>Lower and upper explosive (flammable) limits</b>	: 0.8 - 6.7%
<b>Vapour pressure</b>	: Highest known value: 1.2 kPa (9.3 mm Hg) (at 20°C) (ethylbenzene). Weighted average: 0.98 kPa (7.35 mm Hg) (at 20°C)
<b>Vapour density</b>	: Highest known value: 3.7 (Air = 1) (xylene). Weighted average: 3.7 (Air = 1)
<b>Density</b>	: 1.326 g/cm <sup>3</sup>
<b>Solubility</b>	: Insoluble in the following materials: cold water and hot water.
<b>Partition coefficient: n-octanol/water</b>	: Not available.
<b>Auto-ignition temperature</b>	: Lowest known value: 432°C (809.6°F) (xylene).
<b>Decomposition temperature</b>	: Not available.
<b>Viscosity</b>	: Kinematic (40°C): >20.5 mm <sup>2</sup> /s (>20.5 cSt)

## Section 10. Stability and reactivity

<b>Reactivity</b>	: No specific test data related to reactivity available for this product or its ingredients.
<b>Chemical stability</b>	: The product is stable.
<b>Possibility of hazardous reactions</b>	: Under normal conditions of storage and use, hazardous reactions will not occur.
<b>Conditions to avoid</b>	: Avoid all possible sources of ignition (spark or flame). Do not pressurise, cut, weld, braze, solder, drill, grind or expose containers to heat or sources of ignition.
<b>Incompatible materials</b>	: Reactive or incompatible with the following materials: oxidising materials
<b>Hazardous decomposition products</b>	: Under normal conditions of storage and use, hazardous decomposition products should not be produced.

## Section 11. Toxicological information

### Information on toxicological effects

#### Acute toxicity

Product/ingredient name	Result	Species	Dose	Exposure
xylene	LC50 Inhalation Vapour	Rat	20 mg/l	4 hours
	LD50 Oral	Rat	4300 mg/kg	-
	TDL <sub>0</sub> Dermal	Rabbit	4300 mg/kg	-
melamine	LD50 Oral	Rat	3161 mg/kg	-
	LD50 Oral	Rat - Male	17.8 mg/l	4 hours
ethylbenzene	LD50 Dermal	Rabbit	>5000 mg/kg	-
	LD50 Oral	Rat	3500 mg/kg	-

#### Irritation/Corrosion

Product/ingredient name	Result	Species	Score	Exposure	Observation
xylene	Eyes - Mild irritant	Rabbit	-	87 milligrams	-
	Skin - Mild irritant	Rat	-	8 hours 60 microliters	-
melamine	Eyes - Mild irritant	Rabbit	-	24 hours 500 milligrams	-

#### Sensitisation

Not available.

#### Mutagenicity

Not available.

#### Carcinogenicity

Not available.

#### Reproductive toxicity

## Section 11. Toxicological information

Product/ingredient name	Maternal toxicity	Fertility	Developmental toxin	Species	Dose	Exposure
melamine	-	Positive	-	Rat - Male	Oral: 89 mg/kg	days

### Teratogenicity

Not available.

### Specific target organ toxicity (single exposure)

Name	Category	Route of exposure	Target organs
xylene	Category 3	-	Respiratory tract irritation

### Specific target organ toxicity (repeated exposure)

Name	Category	Route of exposure	Target organs
melamine	Category 2	-	urinary organ
ethylbenzene	Category 2	-	hearing organs

### Aspiration hazard

Name	Result
xylene ethylbenzene	ASPIRATION HAZARD - Category 1 ASPIRATION HAZARD - Category 1

**Information on likely routes of exposure** : Not available.

### Potential acute health effects

- Eye contact** : Causes serious eye irritation.
- Inhalation** : May cause respiratory irritation.
- Skin contact** : Causes skin irritation.
- Ingestion** : No known significant effects or critical hazards.

### Symptoms related to the physical, chemical and toxicological characteristics

- Eye contact** : Adverse symptoms may include the following:  
pain or irritation  
watering  
redness
- Inhalation** : Adverse symptoms may include the following:  
respiratory tract irritation  
coughing  
reduced foetal weight  
increase in foetal deaths  
skeletal malformations
- Skin contact** : Adverse symptoms may include the following:  
irritation  
redness  
reduced foetal weight  
increase in foetal deaths  
skeletal malformations
- Ingestion** : Adverse symptoms may include the following:  
reduced foetal weight  
increase in foetal deaths  
skeletal malformations

### Delayed and immediate effects as well as chronic effects from short and long-term exposure



## Section 11. Toxicological information

### Short term exposure

**Potential immediate effects** : Not available.

**Potential delayed effects** : Not available.

### Long term exposure

**Potential immediate effects** : Not available.

**Potential delayed effects** : Not available.

### Potential chronic health effects

Not available.

**General** : No known significant effects or critical hazards.

**Carcinogenicity** : Suspected of causing cancer. Risk of cancer depends on duration and level of exposure.

**Mutagenicity** : No known significant effects or critical hazards.

**Teratogenicity** : No known significant effects or critical hazards.

**Developmental effects** : No known significant effects or critical hazards.

**Fertility effects** : Suspected of damaging fertility.

### Numerical measures of toxicity

#### Acute toxicity estimates

Route	ATE value
Dermal	5304.43 mg/kg
Inhalation (vapours)	70.17 mg/l

## Section 12. Ecological information

### Toxicity

Product/ingredient name	Result	Species	Exposure
xylene	Acute LC50 8500 µg/l Marine water	Crustaceans - Palaemonetes pugio	48 hours
ethylbenzene	Acute LC50 13400 µg/l Fresh water	Fish - Pimephales promelas	96 hours
	Acute EC50 7700 µg/l Marine water	Algae - Skeletonema costatum	96 hours
	Acute EC50 2.93 mg/l	Daphnia	48 hours
	Acute LC50 4.2 mg/l	Fish	96 hours

### Persistence and degradability

Product/ingredient name	Aquatic half-life	Photolysis	Biodegradability
xylene	-	-	Readily
ethylbenzene	-	-	Readily

### Bioaccumulative potential

Product/ingredient name	LogP <sub>ow</sub>	BCF	Potential
xylene	3.12	8.1 to 25.9	low
melamine	-1.22	<3.8	low
ethylbenzene	3.6	-	low

### Mobility in soil

**Soil/water partition coefficient (K<sub>oc</sub>)** : Not available.




## Section 12. Ecological information

**Other adverse effects** : No known significant effects or critical hazards.

## Section 13. Disposal considerations

**Disposal methods** : The generation of waste should be avoided or minimised wherever possible. Disposal of this product, solutions and any by-products should at all times comply with the requirements of environmental protection and waste disposal legislation and any regional local authority requirements. Dispose of surplus and non-recyclable products via a licensed waste disposal contractor. Waste should not be disposed of untreated to the sewer unless fully compliant with the requirements of all authorities with jurisdiction. Waste packaging should be recycled. Incineration or landfill should only be considered when recycling is not feasible. This material and its container must be disposed of in a safe way. Care should be taken when handling emptied containers that have not been cleaned or rinsed out. Empty containers or liners may retain some product residues. Vapour from product residues may create a highly flammable or explosive atmosphere inside the container. Do not cut, weld or grind used containers unless they have been cleaned thoroughly internally. Avoid dispersal of spilt material and runoff and contact with soil, waterways, drains and sewers.

## Section 14. Transport information

	ADR/RID	IMDG	IATA
<b>UN number</b>	UN1263	UN1263	UN1263
<b>UN proper shipping name</b>	Paint	Paint	Paint
<b>Transport hazard class(es)</b>	3 	3 	3 
<b>Packing group</b>	III	III	III
<b>Environmental hazards</b>	No.	No.	No.
<b>Additional information</b>	-	<b>Emergency schedules</b> F-E, S-E	The environmentally hazardous substance mark may appear if required by other transportation regulations.

### Additional information

#### ADR/RID

: ADR/RID: Viscous substance. Not restricted, ref. chapter 2.2.3.1.5 (applicable to receptacles < 450 litre capacity).

**Hazard identification number** 30

**Tunnel code** (D/E)

#### IMDG

: IMDG: Viscous substance. Transport in accordance with paragraph 2.3.2.5 (applicable to receptacles < 450 litre capacity).

**Emergency schedules** F-E, S-E

#### IATA

: The environmentally hazardous substance mark may appear if required by other transportation regulations.

#### Special precautions for user

: **Transport within user's premises:** always transport in closed containers that are upright and secure. Ensure that persons transporting the product know what to do in the event of an accident or spillage.

## Section 14. Transport information

**Transport in bulk according to IMO instruments** : Not available.

## Section 15. Regulatory information

**Safety, health and environmental regulations specific for the product** : No known specific national and/or regional regulations applicable to this product (including its ingredients).

### International regulations

#### Chemical Weapon Convention List Schedules I, II & III Chemicals

Not listed.

#### Montreal Protocol

Not listed.

#### Stockholm Convention on Persistent Organic Pollutants

Not listed.

#### UNECE Aarhus Protocol on POPs and Heavy Metals

Not listed.

## Section 16. Other information

### History

**Date of printing** : 17.02.2023

**Date of issue/Date of revision** : 17.02.2023

**Date of previous issue** : 30.11.2022

**Version** : 1.04

**Key to abbreviations** : ATE = Acute Toxicity Estimate  
BCF = Bioconcentration Factor  
GHS = Globally Harmonized System of Classification and Labelling of Chemicals  
IATA = International Air Transport Association  
IBC = Intermediate Bulk Container  
IMDG = International Maritime Dangerous Goods  
LogPow = logarithm of the octanol/water partition coefficient  
MARPOL = International Convention for the Prevention of Pollution From Ships, 1973 as modified by the Protocol of 1978. ("Marpol" = marine pollution)  
UN = United Nations

**References** : Not available.

✔ Indicates information that has changed from previously issued version.

### Notice to reader

The information in this document is given to the best of Jotun's knowledge, based on laboratory testing and practical experience. Jotun's products are considered as semi-finished goods and as such, products are often used under conditions beyond Jotun's control. Jotun cannot guarantee anything but the quality of the product itself. Minor product variations may be implemented in order to comply with local requirements. Jotun reserves the right to change the given data without further notice.

Users should always consult Jotun for specific guidance on the general suitability of this product for their needs and specific application practices.

If there is any inconsistency between different language issues of this document, the English (United Kingdom) version will prevail.